

INDUSTRIAL GAS ENGINE SGI-7

Natural Gas | 110 kW | 1500 rpm

Contents	General Information	Type of Engine	2
	Engine Technical Data	Engine data	2
		Fuel system	2
		Fuel consumption LHV	2
		Fuel requirements	3
		Air intake and ventilation	3
		Cooling system	3
		Lubrication system	3
		Exhaust system	3
	Definitions	Electric system	4
		Heat rejection	4
		Sound level	4
	2D Drawing Set	Base load rating	4
Standard reference conditions		4	
Contact	CGM: Combined heat/power application		
	STM: Powerpack application	5	



INDUSTRIAL GAS ENGINE SGI-7

Contents - General Information

Type of engine	SGI-7
Base power COP	110 kWm
Engine make and type	SGI-7
Weight excl. Lub. oil and coolant	± 650 kg
Dimensions (LxWxH)	1270 mm x 792 mm x 1253 mm
<ul style="list-style-type: none">• Emissions: BEMS and TA-Luft (others on request).• Several options available like gas train, control system, genset, sound proof canopy, parallel operation, dual speed operation PM alternator, cooling water expansion tank, lubrication oil level monitor, stainless steel exhaust silencer, cooling package etc.	

Contents - Engine Technical Data

Engine Data	BEMS	TA-Luft
No. Of cylinders/configuration	6 in line	
Cycle	4 stroke	
Bore and stroke	108 mm x 134 mm	
Displacement	7,4 dm ³	
Compression ratio	12 : 1	
Piston speed	6,7 m/sec	
Rotation seen from flywheel end	CCW	
Number of teeth on flywheel ring gear	153	
Flywheel housing	SAE1	
Eff. efficiency/lower heat value	40,2%	41,3%

Fuel system	
Mixer type	Motortech VariFuel
Governor and actuator	Electronic throttle valve
Knock control	DetCon 2

Fuel consumption LHV	BEMS	TA-Luft
100% load	1046 Mj/h	1018 Mj/h
75% load	764 Mj/h	749 Mj/h
50% load	557 Mj/h	550 Mj/h
Engines are factory set to the following natural gas specifications at 288°K and 101kPA	ISO-FDIS 15403	



INDUSTRIAL GAS ENGINE SGI-7

Contents - Engine Technical Data

Fuel requirements	
Methane number	> 80, < 80 derate
Relative humidity	< 80 %
Minimal gas pressure	35 mbar

Air intake and ventilation	BEMS	TA-Luft
Air filter type	Replaceable paper element	
Max. combustion air filter restriction	50 mmwc	
Permissible vacuum in engine room	20 mmwc	
Max. air intake temperature	30°C	
Air consumption at full load	8,6 kg/min	8,4 kg/min

Cooling system	
HT and LT	Circulation pumps built on engine*1
Coolant volume (with heat exch.)	24 dm ³
Water pump type	2x Centrifugal-Polybelt driven*1
Opening temp. of thermostats	80 - 87 °C*1
Max. pressure on engine pump inlets	0,85 bar
Max. coolant temperature engine 'out'	90°C
Max. coolant temperature engine 'in' LT	35°C
Coolant water flow HT	max. 250 l/min (@ 0,5 bar pressure drop)*2
Coolant water flow LT	± 75 l/min*2
Press drop over engine system	0,5 bar
Heating	Electrical element
Miscellaneous	See the technical information manual: Recommended fuel, cooling fluids and approved oils Sandfirden Gas Engines (Industrial and marine engines)

*1 Not applicable on CoGen / *2 Not applicable on CoGen, depending the configuration

Lubrication system	
Oil filter type	Full flow Replaceable element
Oil capacity - With standard oil pan	26 dm ³
Oil type used by the factory	Mobil Pegasus Special
Oil consumption	< 0,3 gr/kWh
Oil changes interval stand (circumstances dep.)	600 h
Oil grade and oil viscosity	See the technical information manual: Recommended fuel, cooling fluids and approved oils Sandfirden Gas Engines (Industrial and marine engines)



INDUSTRIAL GAS ENGINE SGI-7

Contents - Engine Technical Data

Exhaust system	BEMS	TA-Luft
Max. back pressure without power loss	500 mmwc	
Exhaust flow	9,0 kg/min	8,7 kg/min
Exhaust temperature after turbo	488°C	485°C

Electric system	
Control system	Optional Electronic
Starter motor electric capacity	6 kW
Start aid relay capacity min.	64 Amp
Cold start ability CCA10 min.	800 Amp

Heat rejection	BEMS	TA-Luft
Base power	110 kWm	110 kWm
HT circuit	43 kW	53 kW
LT circuit	30 kW	25 kW
Exhaust gas (if cooled back to 120°C)	67 kW	64 kW
Surrounding air	13 kW	13 kW

Sound level	
Over-all sound pressure level at 1m from engine block (corrected for free field condition)	106 dB(A) at 110 Kwe

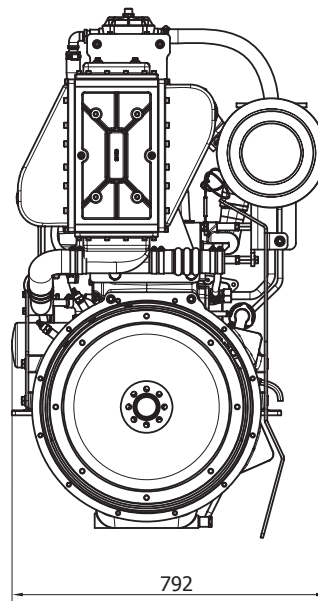
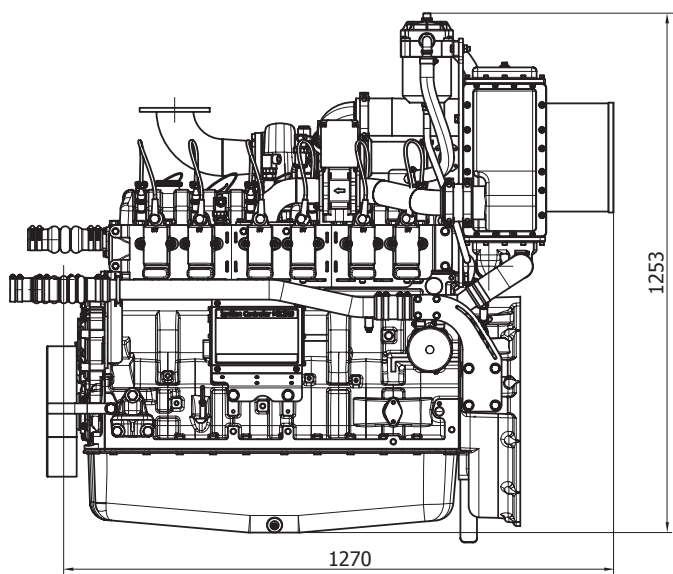
Contents - Defintions

Base load rating	Continous power according to the international performance standard ISO 3046.
Standard reference conditions	Note: standard reference conditions according to ISO 3046 (25°C air inlet temperature, 1000 mBar ambient pressure, 30% relative humidity). All engine performance data based on the abovementioned maximum ratings.


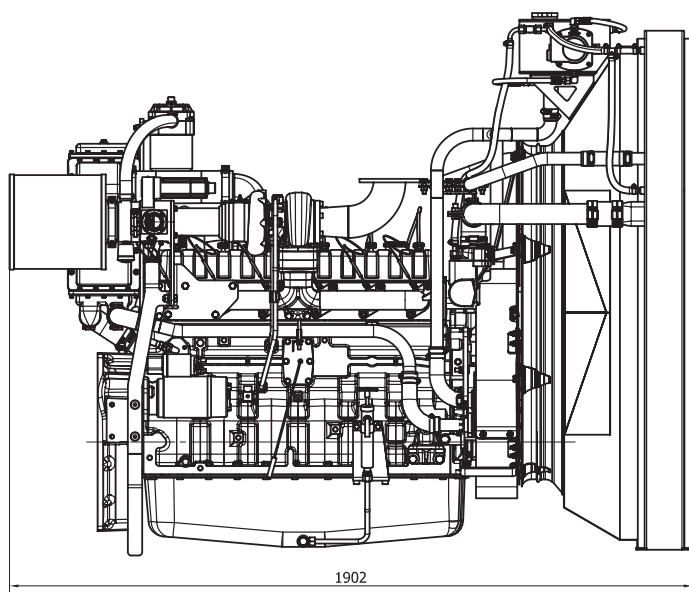


INDUSTRIAL GAS ENGINE SGI-7

Contents - 2D Drawing Set



CGM: Combined heat/power application



STM: Powerpack application with 2 mechanical waterpumps

Dealer

Haventerrein 1
1779 GS Den Oever
The Netherlands

Postbus 9
1777 ZG Hippolytushoef
The Netherlands

Tel.: +31 (0)227 513 613
Fax: +31 (0)227 513 800
E-mail: sales@sandfirden.nl

www.sandfirden.nl

All data provided is for information purposes only, explicitly non-binding and subject to changes without further notice